

Cyclone

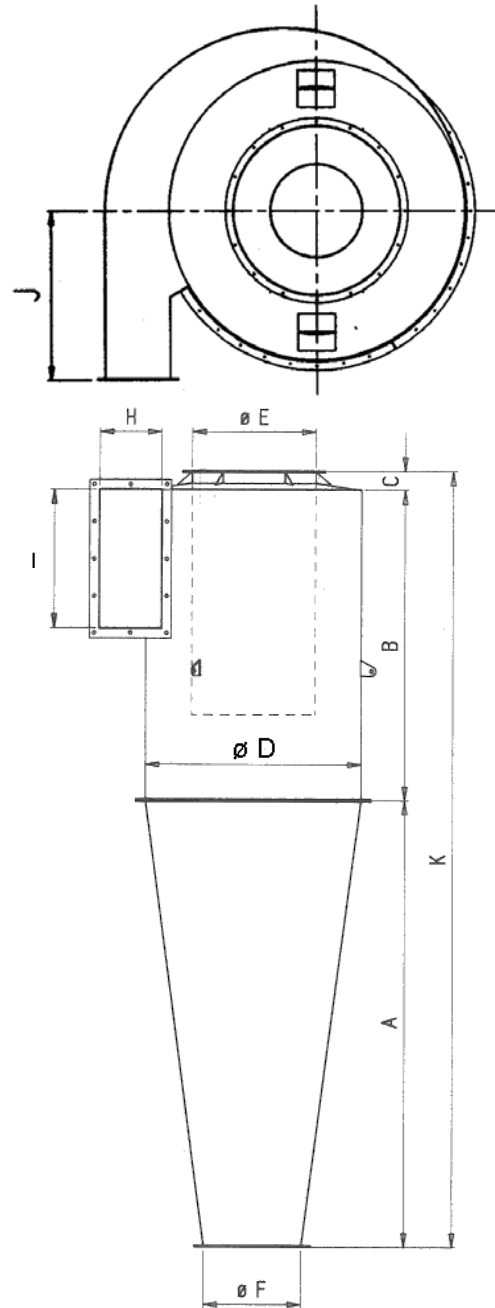
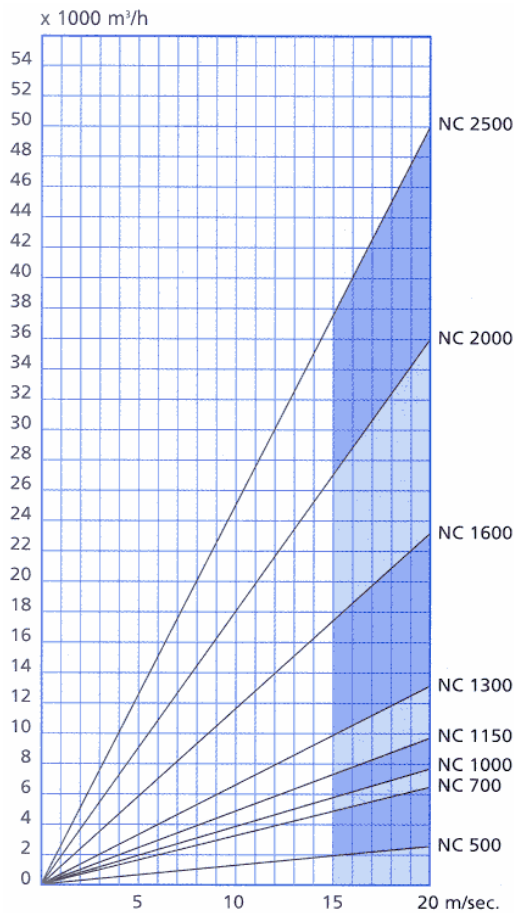
Type NC 500 - 2500

NC cyclone, left (as drawing)	47011.xxx
NC cyclone, right (opposite of drawing)	47010.xxx
Cyclone inlet, QF (NC 500 – NC 1300)	22019.xxx
Cyclone inlet, FL (NC 500 – NC 2500)	22219.xxx
Cyclone tangential outlet left for NC right cyclone	47020.xxx
Cyclone tangential outlet right for NC left cyclone	47021.xxx
Transition for NRS 4 rotary valve	47030.xxx
Transition for NRS 10 rotary valve	47035.xxx
Waste bin for cyclone	47100.000

Xxx = D/10

Catalogue: NF03
Tab: 21
Page: 02.00

Version 1005/GB



Type	A (mm)	B (mm)	C (mm)	$\varnothing D$ (mm)	$\varnothing E$ (mm)	$\varnothing F$ (mm)	H (mm)	I (mm)	J (mm)	K (mm)	Weight (kg)
NC 500	1000	700	80	500	250	200	126	285	305	1780	53
NC 700	1430	990	60	700	400	315	206	444	501	2480	123
NC 1000	2048	1500	100	1000	560	400	216	485	606	3648	306
NC 1150	2395	1800	100	1150	630	450	240	550	675	4300	433
NC 1300	2825	2000	120	1300	710	450	300	600	700	4945	550
NC 1600	3300	2300	100	1600	900	500	357	905	600	5700	804
NC 2000	3930	2600	170	2000	1200	630	401	1247	1200	6700	1278
NC 2500	4205	3000	170	2500	1600	710	507	1364	1200	7375	1647

Material Separator NFV



Description

The material separator is made of strong steel plate. The separator consists of a rotary valve and a coarse filter in perforated plate built in the wall of the valve housing.

The rotor is mounted with special rubber packing's securing an air-tight valve for pressureless outfeeding. The transport air passes the coarse filter, which can be connected, to an air filter. The rotor secures continuous cleaning to the coarse filter.

Catalogue: NF03
Tab: 22
Page: 01.00

Version 1006/GB

Application

Material separator type NFV is used where a combination of material transport and separation of fine dust from basis material is required.

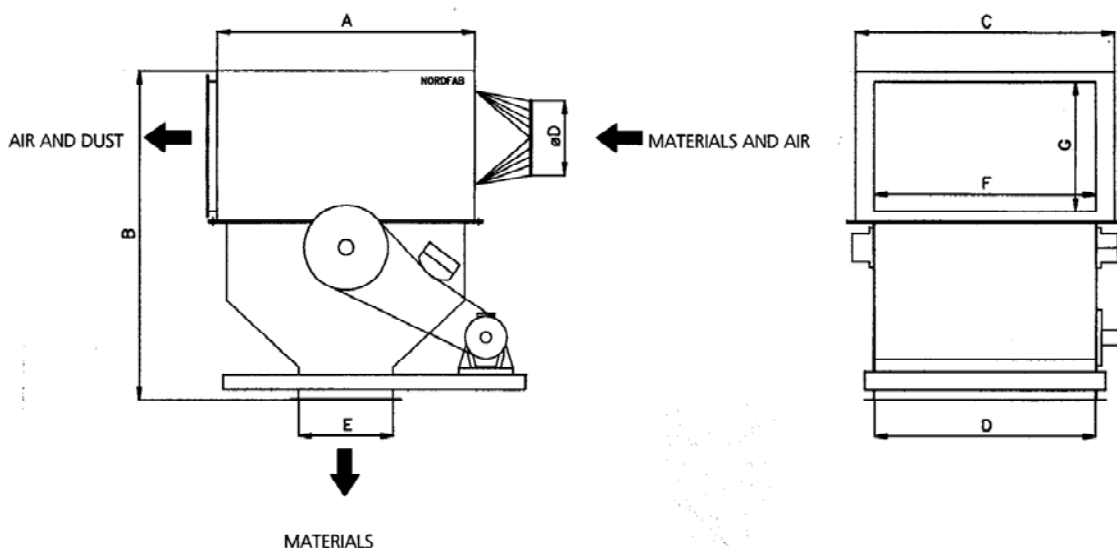
The material separator can be built into pneumatic transport systems, where pressureless outfeeding of the basis material for press, container or silo is required. The material separator can be used for e.g. paper, glass wool, chips etc.

Advantages

- Compact construction – the height of the construction is low
- High air and material flow
- Self-cleaning
- Low effect consumption
- Pressureless material outfeeding

Specification

In connection with the ordering please state article no., type of separator, voltage and frequency of power supply, operation specifications, dimensions and weight.



Art. No.	Type	Air quantity (m ³ /h)	Motor size. (kW)	A (mm)	B (mm)	C (mm)	DxE (mm)	FxG (mm)	ØD (mm)	Weight (kg)
70303.000	NFV – 3	3,000	1.1	700	930	700	600x250	600x350	200 QF	235
70307.000	NFV – 7	7,000	1.5	1080	1380	1080	920x385	920x530	315 QF	510
70312.000	NFV – 12	12,000	2.2	1400	1760	1400	1200x500	1200x700	400 QF	740
70320.000	NFV – 20	20,000	4.0	1800	2345	1800	1550x650	1550x910	500 QF	1250